

Reasons to Recycle and Prevent Waste:

1. **You love our community and state:** Let's help keep it clean. Recycling and reducing waste conserve precious natural resources such as timber, water and minerals used for new products and reduces greenhouse gas emissions that contribute to global climate change.
2. **You love clean air:** Recycling and preventing waste prevents pollution by reducing the need to collect new raw materials and reducing the amount of waste that is burned or incinerated.
3. **You love conserving energy:** Products being recycled, reused, repurposed or repaired usually require much less processing to remain usable than extracting and processing raw materials.
4. **You love saving money:** Reducing and reusing allows products and materials to be used to the fullest – and can save you, your family, your business and your community money. Just one way this helps save businesses money is through decreased amounts of trash.
5. **You love our community and environmental justice:** Recycling and reuse activities create jobs, wages and tax revenue, and help combat the challenge of waste management facilities being concentrated in poor rural areas, communities of color or Native American reservations, which are then subjected to higher environmental and health hazards and lower property, recreation and aesthetic values. Reducing waste, repurposing materials and recycling bottles, cans and other materials also helps keep Oregon beautiful and litter-free!

Waste Prevention Tips

Waste prevention is as simple as buying and using less stuff. Ask yourself, do you really need it? How often will I use this? Can I rent or borrow it if I'm not going to use it very often?

Waste prevention reduces environmental impacts across the entire life cycle of materials. By reducing waste – not making that waste in the first place – we can reduce the amount and cost of extracting resources or raw materials, plus the costs and other impacts from manufacturing, transportation and end-of-life management, such as disposal or recycling.

Waste prevention is dubbed an “upstream” activity because it lowers waste through changes in the design, purchase and use of materials.

So there are choices we can make in addition to, or instead of, recycling: We can choose to reduce, reuse, repurpose and repair. Those choices will help us save natural resources and energy, prevent pollution, fight climate change, protect the environment and sustain our home on this planet for all of us and future inhabitants.

Reduce, Reuse, Repurpose and Repair

How can you get started on your waste prevention journey?



Shop Local: Buy local whenever possible. You'll use less fuel which helps reduce your carbon footprint and you help support local businesses in your community.



Think Green: When out shopping or even before you shop, ask yourself: Do I really need it? Will I use this? Do I already own this or can I borrow this? Think carefully when choosing what and how much to buy.



Shop wisely: Buy the best-made, most durable product you can afford, that is built to last longest without needing replacement.



Focus on Reuse:

Can an old piece of good quality furniture with character be refurbished or upcycled for a new use? Chances are it will save you money, save trees, and reduce what is going into the landfill. Can it be donated?

Simple ideas to put into practice are avoid single use products. Switch to reusable shopping bags, switch to cloth napkins, refillable water bottles and cups, reusable food storage containers, and reusable party supplies like cups, plates, utensils, and silverware.

Say no to single-use paper or plastic items and choose ceramic, glass, cloth, metal, silicone, durable plastics, recycled plastics, or wood. BYO -- bring your own -- bottle/cup, reusable straws and utensils for casual/fast food restaurants. Is there an organization in your community that loans out reusable items that you can borrow or check out?



Buy in Bulk: Cut waste, packaging and cost by buying products in bulk. You'll also save gas. Look for products labeled as containing recycled packaging but beware, not all items marked as compostable, or recyclable can be recycled in your community. Check with your local service provider [\(you can add Sanitary Disposal's and the Morrow County Transfer Stations info here\)](#) to see what can be recycled in your area.



Share: Consider borrowing, renting or even sharing items you don't use often, such as tools, party decorations or furniture. Some community libraries have a lending library of tools, small appliances, games, etc.



Buy Second-Hand/Vintage/Salvage: Clothes, appliances, furniture, books, movies and even computers can be bought second-hand at a fraction of the retail price. Smart shoppers know what they can find at their local thrift, resale, vintage, salvage and even antique stores -- including new, or like-new, items or "vintage" goods built to last longer. Some non-profit organizations and re-sale businesses accept new and gently used furniture, home accessories, building materials and appliances to help transition people and families that have lost their homes to a catastrophic event or for people transitioning back into housing. Building materials could be used to assist in community service and repair events for seniors and people with mobility issues. [You could add a list of organizations that accept, sell and provide for free to the community.](#)



Repair: Maintaining and repairing items you already own such as clothes, tires and appliances extends their useful lives, saves you money and keeps stuff out of landfills. Repair items yourself if you can or make a trip to a local repair shop. Trade repair services with others in your community.



Repurpose: Kick your creativity up a notch and discover what you can repurpose.



Repurpose and Upcycle Ideas



Here are some ideas on how to repurpose items you already have:



Baling twine can be used to knit, braid or weave into dish scrubbing pads, make macrame plant hangers, reuseable bags, or braid or weave to create dog leads or rope halters for horses.



4-h104 rope halter
OSU.pdf



4-h104 rope halter
OSU.pdf

<https://relativesomething.com/tag/reusing-baling-twine/>

Door mat:

<https://relativesomething.com/tag/reusing-baling-twine/>

<https://www.youtube.com/watch?v=vc7Pd1yiEI>

Rug:

<https://www.youtube.com/watch?v=L2cjhOwbaGw>

Rope:

<https://www.youtube.com/watch?v=A0pjW8FC6GA>

Baskets:

<https://www.youtube.com/watch?v=Svf1f9OAonI>

Hay net or slow feeder:



<https://www.youtube.com/watch?v=VH57KwMciHg>



Turn old sheets, towels and clothing into cleaning rags, baskets, or braided or woven rugs.



Glass jars can be decorated or left plain to use for food storage, organizing small kitchen, garage items such as pens and pencils, cotton balls or swabs, toothbrushes or makeup brushes in the bathroom, or kitchen utensils.



Old toothbrushes can be used for cleaning hard-to-reach places, around drains, faucets, or tile grout.



Mesh produce bags can be used as pot scrubbers or hold rope or balls of yarn.



Cereal box liner bags can be used to wrap bread or rolls, save leftovers or crush up crackers or nuts because they're thicker than regular ziplock bags.



Empty wax butter wrappers can be like parchment paper to line baking pans or used to grease baking pans. Be sure to store them in the refrigerator until used. then use them to grease baking pans.



Old colanders or cheese graters can be used as hanging planters or to convert into wind chimes using old-mismatched silverware or metal utensils.



Old, dull disposable razors can be used to remove pills from sweaters, scarves, etc.



Use old egg cartons to protect small Christmas ornaments, nuts and bolts or even buttons. Fiber paperboard egg cartons can be used to start plant seedlings and since they biodegrade, you can just plant the seedling in the fiber paperboard. They can also be used to organize small items like craft supplies, hardware or daily medicine.



Empty tissue boxes can be used for drawer dividers if you cut the tops off, to store plastic bags, or a trash bin for your car.



Empty two-liter soda pop bottle should be recycled, but they can also be turned into a self-watering planter for herbs and flowers by cutting off the top two-thirds, filling it with soil and putting spout side down into the bottom. Other empty plastic bottles can be used for plant waterers.



Turn your favorite wine or beer bottle into a soap dispenser with a liquor pour spout or pump.



Plastic milk jugs can protect seedlings from frost if you cut off the bottom and set the jug over a seedling – creating a tiny greenhouse. Removing the cap allows you to control temperature and humidity. You can also make homemade exercise weights by filling them with water or sand.



Old socks make great dusting rags (such as blinds or ceiling fan blades).




Use an old drawer as a planter, wall shelf or under-bed storage.



Old screen doors, bed frames and cribs can be used as a garden trellis.



Old silverware can be used to make windchimes, drawer pulls, jewelry or other works of art.



Build a garden border using upside-down wine bottles buried part way into the ground.



Old cupcake pans can be used for drawer organizers, hardware and craft supplies.




Old garden hoses can be cut up and used to cover rope to stake new trees at planting, or used as car door bumpers in the garage. You can make a cut in a length of hose to use as a blade cover for saws, axes, and other tools. If can use a nail to make hose along the length of the hose to turn it into a soaker hose for the garden or yard.



Old chairs can be converted into garden planters or shelves.




Old paint thinner can tops can be turned into rustic door handles.





Old entertainment centers, dressers, headboards and China hutches can be repurposed into wardrobes and changing tables for kids, coffee center, benches, kitchen islands, and bookcases or display shelves.




Old slides can be repurposed into memory lamp shades.



Old lamps, bowls, plates, cups and saucers can be repurposed into birdbaths or birdfeeders.



Old maps make great wrapping paper, a fun way to learn geography, and they can be recycled.



55 gallon drums make great planters, chairs, and sinks.



Old tires make great pet beds.



Old bicycle tires can be turned into works of art.

What a wonderful idea... a stained glass spinner for the garden using an old bicycle wheel



And old freezers and refrigerators can be converted into party coolers.



Recycling Memes

